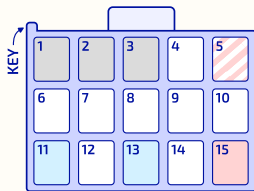


POWER

AC Input

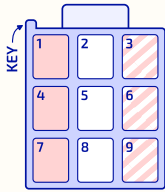


-
- 1 } Frame Ground
 11 } Demag
- 2 }
 13 }
- 3 }
- 5 AC Neutral
- 15 AC Live

Plug: 176279-1

Socket: 176290-1

AC Output

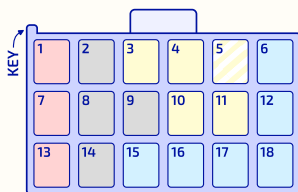


- 1 } AC Out Live
 3 } AC Out Neutral
- 4 }
 6 }
- 7 }
 9 }

Plug: 176276-1

Socket: 176297-1

Primary DC

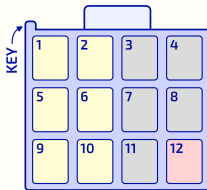


- 1 } +12V
 3 } +5V
- 7 }
 4 }
- 13 }
 10 }
- 2 } Ground
 11 }
- 8 }
- 9 }
- 14 }

- 5 -5V
- 6 Service
- 12 - Speaker In
- 15 Test
- 16 + Speaker In
- 17 + Speaker Out
- 18 - Speaker Out

Plug: 176280-9

Secondary DC

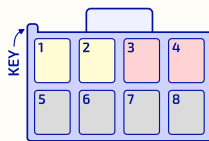


- 1 } +5V
 3 } Ground
- 2 }
 4 }
- 5 }
 7 }
- 6 }
 8 }
- 9 }
 11 }
- 10 }
 12 +12V

Plug: 176280-1

Socket: 176299-1

JVS Power



- 1 } +5V
 5 } Ground
- 2 }
 6 }
- 3 } +12V
 7 }
- 4 }
 8 }

Plug: 176275-1

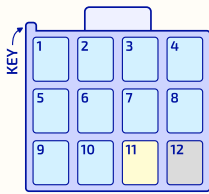
Socket: 176286-1

- The last digit of the socket part number indicates the colour.
- You should verify the wiring on your cabinet before making changes based on this document !

Graphics and Layout by NFG
<https://gamesh.com>

CONTROLS

Control Input

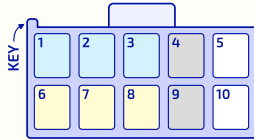


- 1 Start
- 2 Right
- 3 Left
- 4 Up
- 5 Down
- 6 Button 1
- 7 Button 2
- 8 Button 3
- 9 Button 4
- 10 Button 5

- 11 +5V
- 12 Ground

Plug: 176280-1 Socket: 176299-1

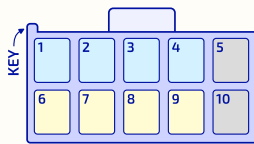
Buttons 4-6 Astro / Blast City



- | | |
|----------------------------------------------------------------------------------------------------------------------------------------|----------------------------------------------------------------------------------------------------------------------------------------|
| <p>Player 1</p> <ul style="list-style-type: none"> 1 Button 4 2 Button 5 3 Button 6 4 Ground | <p>Player 2</p> <ul style="list-style-type: none"> 6 Button 4 7 Button 5 8 Button 6 9 Ground |
|----------------------------------------------------------------------------------------------------------------------------------------|----------------------------------------------------------------------------------------------------------------------------------------|

Plug: 176280-1 Socket: 176288-1

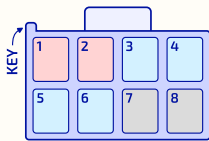
Buttons 4-7 Net City / Naomi



- | | |
|------------------------------------------------------------------------------------------------------------------------------------------------------------|-------------------------------------------------------------------------------------------------------------------------------------------------------------|
| <p>Player 1</p> <ul style="list-style-type: none"> 1 Button 4 2 Button 5 3 Button 6 4 Button 7 5 Ground | <p>Player 2</p> <ul style="list-style-type: none"> 6 Button 4 7 Button 5 8 Button 6 9 Button 7 10 Ground |
|------------------------------------------------------------------------------------------------------------------------------------------------------------|-------------------------------------------------------------------------------------------------------------------------------------------------------------|

Plug: 176280-1 Socket: 176288-1

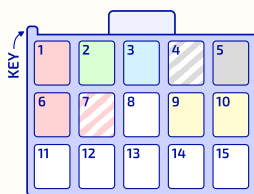
Analogue Input



- | | |
|----------------------------------------------------------------------------------------------------------------------|--------------------------------------------------------------------------------------------------------------------------------|
| <ul style="list-style-type: none"> 1 V-Ref 2 V-Ref 3 Channel 0 4 Channel 1 | <ul style="list-style-type: none"> 1 Channel 2 2 Channel 3 3 Ground Ref 4 Ground Ref |
|----------------------------------------------------------------------------------------------------------------------|--------------------------------------------------------------------------------------------------------------------------------|

Plug: 176275-1 Socket: 176285-1

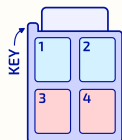
VIDEO



- | | |
|----------------------------------------------------------------------------------------------------------------------------|----------------------------------------------------------------------------------------------------------------------|
| <ul style="list-style-type: none"> 1 Red 2 Green 3 Blue 4 Sync 5 Ground | <ul style="list-style-type: none"> 6 AC Live 7 AC Neutral 9 Demag 10 Demag |
|----------------------------------------------------------------------------------------------------------------------------|----------------------------------------------------------------------------------------------------------------------|

Plug: 176279-1 Socket: 176290-1

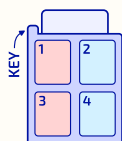
Speaker Output



- 1 L Speaker +
- 2 L Speaker -
- 3 R Speaker +
- 4 R Speaker -

Plug: 176273-1 Socket: 176284-1

Amplifier Input



- 1 Right +
- 3 Right -
- 2 Left +
- 4 Left -

Plug: 176273-1 Socket: 176284-1

- The last digit of the socket part number indicates the colour.
 - You should verify the wiring on your cabinet before making changes based on this document !